

What's the connection?

Get out a sheet of paper and number it from 1 to 5.
For each image on the following slides, jot down a
general description of what you see.





© G. Onorato, <http://SoilScience.info>







What's the connection?


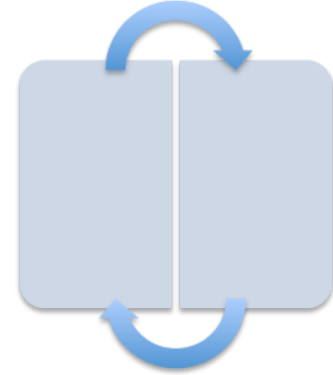
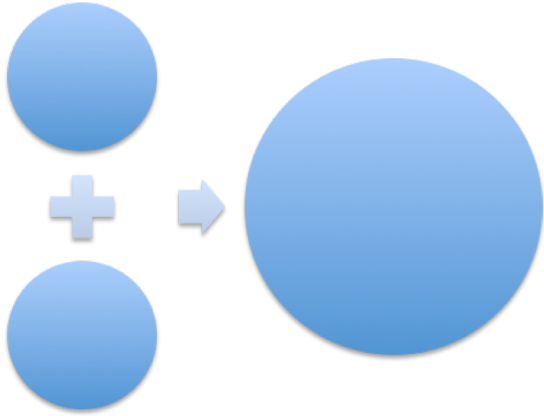
Stop and Jot: What do you think these pictures have to do with each other?

Now study the pictures as they appear on this slide.

Turn-and-Talk: What is the connection? What story is told when these pictures are placed together in this order? What questions do you have?



Climate change and water quality... what's the connection?



If climate change causes..... ,
then water quality might
because.....

What is your prediction?
How might changes in
the climate affect the
quality of our water?

Why?

How can you represent
this graphically?

What modifications might you make to this ppt

What part will be challenging to your students?

What do you predict the learning outcome will be from this lesson?

Reflect and share with group/ one question each after teachers talk in group.