



Salmon Ambassadors

2016 Results by Port

Prior to the 2016 fishing season, 201 anglers volunteered to participate in the *Salmon Ambassadors* program. The program involved measuring **each and every** Chinook Salmon caught over the course of the fishing season, checking each Chinook Salmon for an adipose fin clip, and recording this information along with the date and location of each catch.

The *Salmon Ambassadors* results presented in this report focus on the contribution of stocked (fin-clipped) and wild (unclipped) Chinook Salmon to ports around Lake Michigan and northern Lake Huron. At the end of the 2016 season, 56 anglers returned surveys and 38 provided useable data on 2,015 Chinook Salmon.

Registered volunteers represented over 25 Lake Michigan and northern Lake Huron ports. Due to the low numbers of fish reported at some ports, several of the following fact sheets group two or more ports into a larger area. Some anglers reported complete data for multiple areas, so the sum of volunteers reporting all catches at each port is greater than the number of individual volunteers ($N = 38$) who returned complete data.

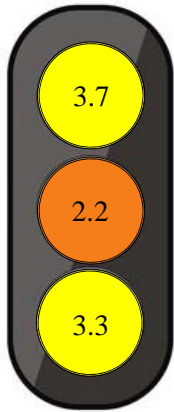
The *Salmon Ambassadors* program is a Michigan Sea Grant initiative developed in coordination with Michigan, Wisconsin, Illinois, and Indiana DNRs, and the U.S. Fish & Wildlife Service. This program would not be possible without the effort of dedicated volunteers from organizations including Michigan Steelhead & Salmon Fishermen's Association and Michigan Charter Boat Association. Special thanks go out to Detroit Area Steelheaders, who provided generous donations in 2015 and 2016 to support this program.

Dan O'Keefe
Michigan Sea Grant
12220 Fillmore St., Ste. 122
West Olive, MI 49460
(616) 994-4572
okeefed@msu.edu



Salmon Ambassadors 2016 Results

Manistee (includes Onekema)



Volunteers were asked if they agreed with the following:

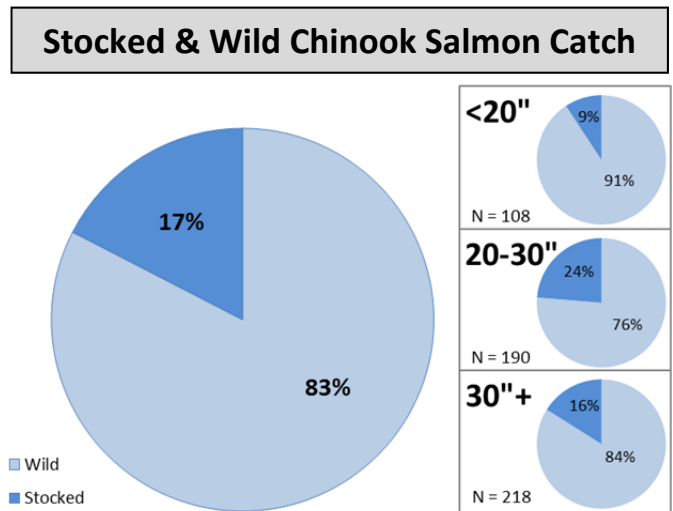
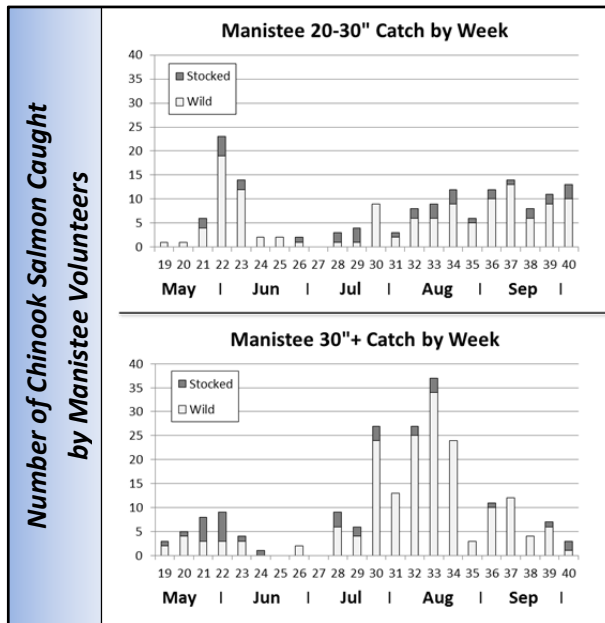
"I was pleased with my fishing experiences this season."

"Fishing for Chinook Salmon was good from May-June."

"Fishing for Chinook Salmon was good from July-September."

Answers ranged from 1 (Strongly Disagree) to 5 (Strongly Agree).

Number of volunteers reporting all catches	7
Chinook Salmon caught by volunteers	516
Average length of Chinook Salmon	27.1"
Average length of stocked Chinook	27.8"
Average length of wild Chinook	27.0"




Salmon Ambassadors found that 83% of Chinook Salmon caught from Manistee in 2016 were wild.

	Manistee			Onekema		
	Stocked Chinooks Caught	Wild Chinooks Caught	% Wild	Stocked Chinooks Caught	Wild Chinooks Caught	% Wild
April	1	4	80%	0	0	NA
May	23	79	77%	0	0	NA
Jun	11	55	83%	0	0	NA
Jul	14	71	84%	0	6	100%
Aug	15	121	89%	0	0	NA
Sep	12	68	85%	0	0	NA
Oct	11	13	54%	0	0	NA
Nov	3	9	75%	0	0	NA
TOTAL	90	420	82%	0	6	100%



Salmon Ambassadors 2016 Results

Ludington Area (includes Ludington and Pentwater)



Volunteers were asked if they agreed with the following:

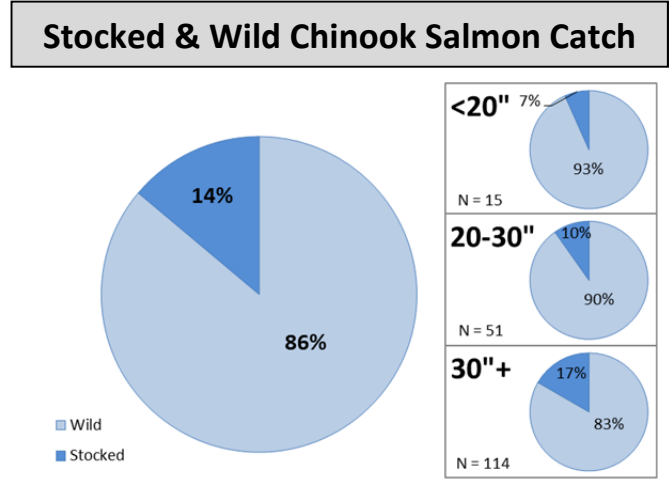
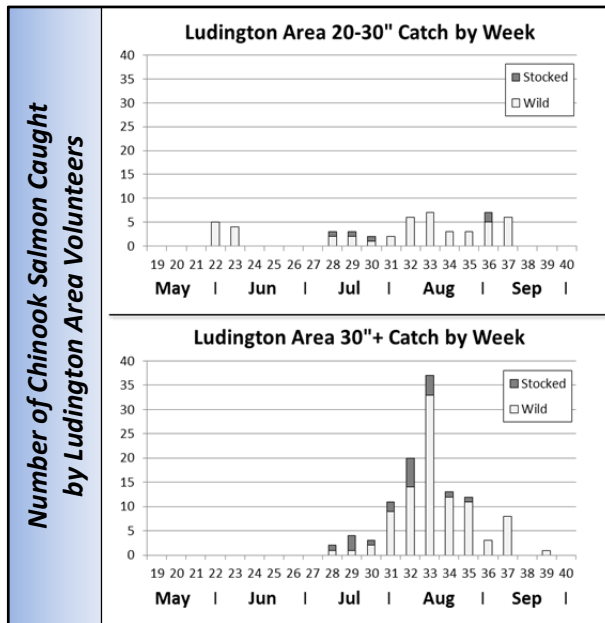
"I was pleased with my fishing experiences this season."

"Fishing for Chinook Salmon was good from May-June."

"Fishing for Chinook Salmon was good from July-September."

Answers ranged from 1 (Strongly Disagree) to 5 (Strongly Agree).

Number of volunteers reporting all catches	8
Chinook Salmon caught by volunteers	180
Average length of Chinook Salmon	30.3"
Average length of stocked Chinook	31.8"
Average length of wild Chinook	30.0"



Salmon Ambassadors found that 86% of Chinook Salmon caught in the Ludington area in 2016 were wild.

	Ludington			Pentwater		
	Stocked Chinooks Caught	Wild Chinooks Caught	% Wild	Stocked Chinooks Caught	Wild Chinooks Caught	% Wild
May	1	0	0%	0	14	100%
Jun	0	0	NA	0	4	100%
Jul	7	18	72%	3	13	81%
Aug	5	69	93%	8	16	67%
Sep	0	14	100%	1	7	88%
TOTAL	13	101	89%	12	54	82%



Salmon Ambassadors 2016 Results

Grand Haven Area (includes Saugatuck to Whitehall)



Volunteers were asked if they agreed with the following:

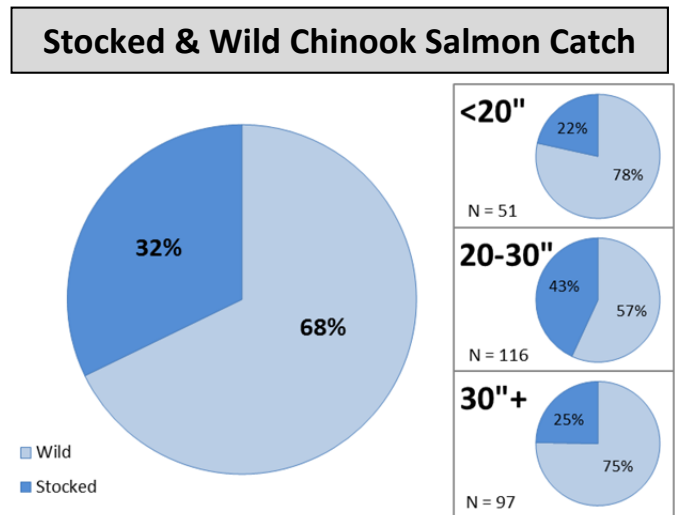
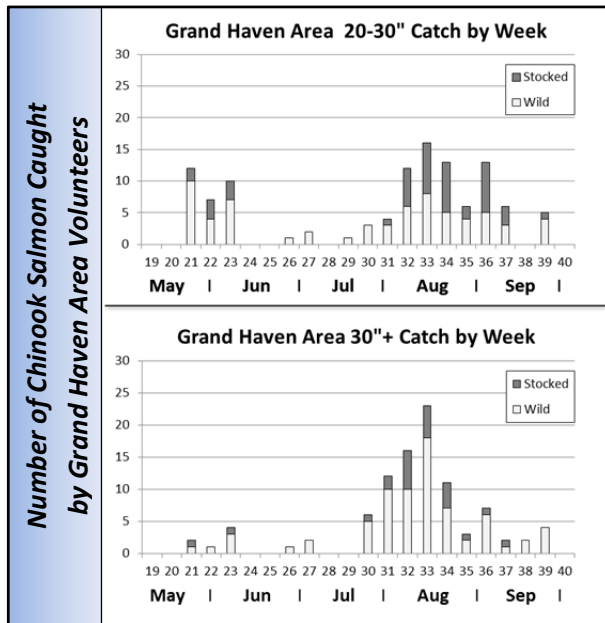
"I was pleased with my fishing experiences this season."

"Fishing for Chinook Salmon was good from May-June."

"Fishing for Chinook Salmon was good from July-September."

Answers ranged from 1 (Strongly Disagree) to 5 (Strongly Agree).

Number of volunteers reporting all catches	11
Chinook Salmon caught by volunteers	264
Average length of Chinook Salmon	26.4"
Average length of stocked Chinook	26.5"
Average length of wild Chinook	26.3"



Salmon Ambassadors found that 68% of Chinook Salmon caught in the Grand Haven area in 2016 were wild.

	Holland			Grand Haven			Muskegon		
	Stocked Chinooks Caught	Wild Chinooks Caught	% Wild	Stocked Chinooks Caught	Wild Chinooks Caught	% Wild	Stocked Chinooks Caught	Wild Chinooks Caught	% Wild
May	1	0	0%	13	35	73%	0	4	NA
Jun	1	2	67%	3	15	83%	0	0	NA
Jul	1	10	91%	6	18	75%	0	0	NA
Aug	5	12	71%	33	45	58%	0	1	100%
Sep	0	2	100%	11	20	65%	0	2	100%
Oct	0	2	100%	4	0	0%	1	0	0%
TOTAL	8	28	78%	70	133	66%	1	7	88%



Salmon Ambassadors 2016 Results

Southwest Michigan (Includes New Buffalo to South Haven)



Volunteers were asked if they agreed with the following:

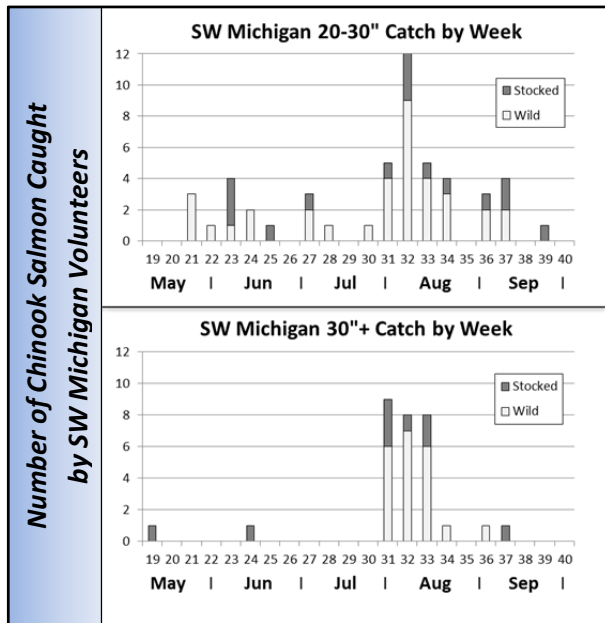
"I was pleased with my fishing experiences this season."

"Fishing for Chinook Salmon was good from May-June."

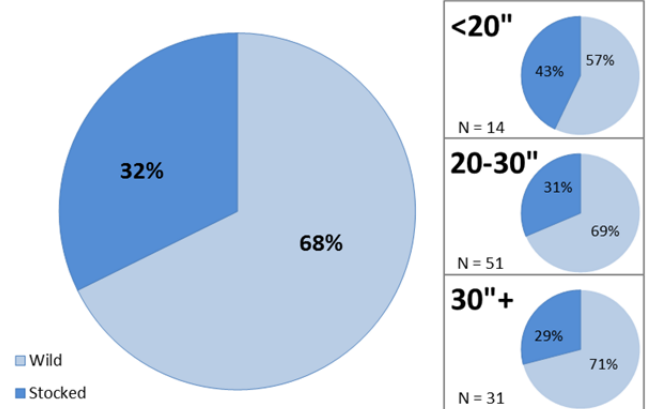
"Fishing for Chinook Salmon was good from July-September."

Answers ranged from 1 (Strongly Disagree) to 5 (Strongly Agree).

Number of volunteers reporting all catches	8
Chinook Salmon caught by volunteers	98
Average length of Chinook Salmon	27.2"
Average length of stocked Chinook	27.1"
Average length of wild Chinook	27.2"



Stocked & Wild Chinook Salmon Catch




Salmon Ambassadors found that 68% of Chinook Salmon caught in Southwest Michigan during 2016 were wild.

	St. Joseph & Benton Harbor			South Haven		
	Stocked Chinooks Caught	Wild Chinooks Caught	% Wild	Stocked Chinooks Caught	Wild Chinooks Caught	% Wild
April	1	1	50%	0	1	100%
May	0	4	100%	5	5	50%
Jun	1	1	50%	2	4	67%
Jul	1	4	80%	5	14	74%
Aug	4	12	75%	4	16	80%
Sep	0	0	NA	6	3	33%
TOTAL	7	22	76%	22	43	66%



Salmon Ambassadors 2016 Results

Door Peninsula (includes Kewaunee to Washington Island)



Volunteers were asked if they agreed with the following:

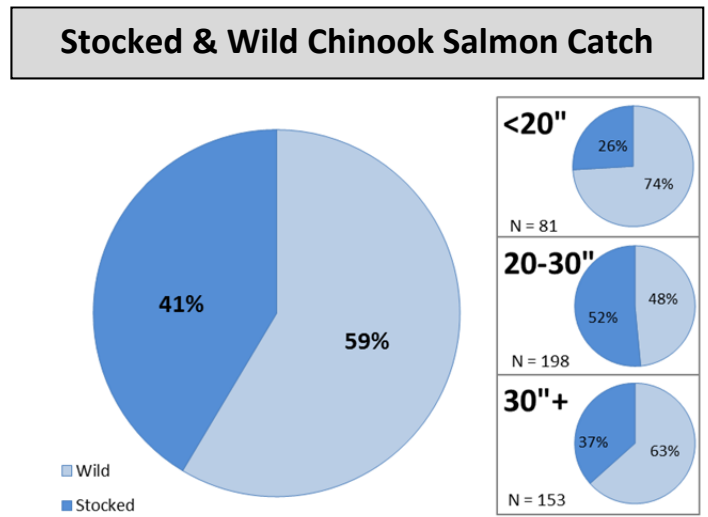
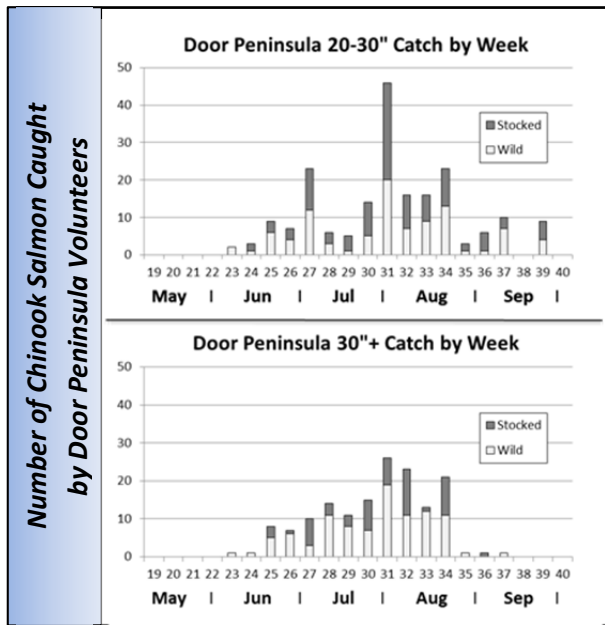
"I was pleased with my fishing experiences this season."

"Fishing for Chinook Salmon was good from May-June."

"Fishing for Chinook Salmon was good from July-September."

Answers ranged from 1 (Strongly Disagree) to 5 (Strongly Agree).

Number of volunteers reporting all catches	3
Chinook Salmon caught by volunteers	437
Average length of Chinook Salmon	26.8"
Average length of stocked Chinook	26.5"
Average length of wild Chinook	27.0"




Salmon Ambassadors found that 59% of Chinook Salmon caught from Door Peninsula waters in 2016 were wild.

	Baileys Harbor to Wash. Island			Kewaunee to Sturgeon Bay		
	Stocked Chinooks Caught	Wild Chinooks Caught	% Wild	Stocked Chinooks Caught	Wild Chinooks Caught	% Wild
May	0	0	NA	0	0	NA
Jun	17	25	60%	10	14	58%
Jul	76	80	51%	11	31	74%
Aug	47	72	61%	3	6	67%
Sep	15	25	63%	0	0	NA
TOTAL	155	202	57%	24	51	68%



Salmon Ambassadors 2016 Results

Southern Wisconsin (Illinois border to Sheboygan)



Volunteers were asked if they agreed with the following:

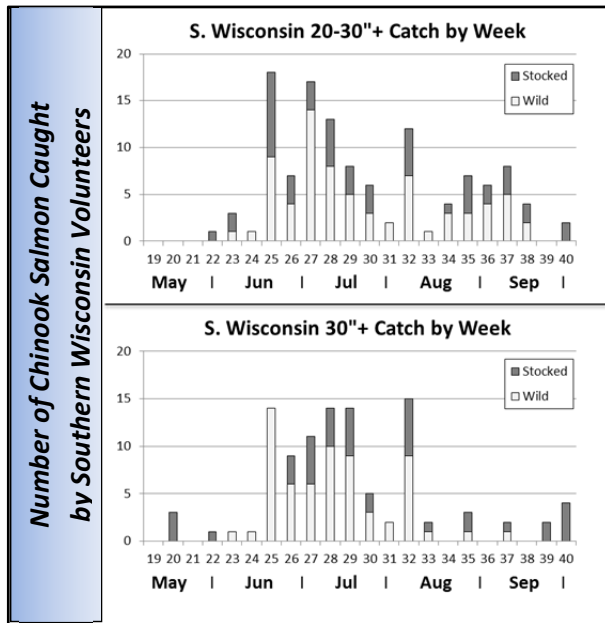
"I was pleased with my fishing experiences this season."

"Fishing for Chinook Salmon was good from May-June."

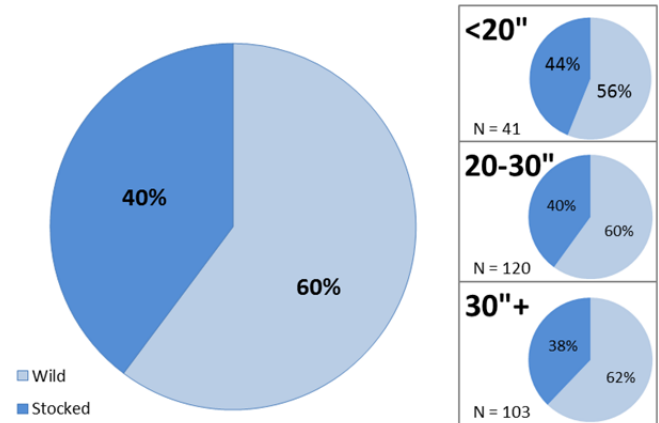
"Fishing for Chinook Salmon was good from July-September."

Answers ranged from 1 (Strongly Disagree) to 5 (Strongly Agree).

Number of volunteers reporting all catches	6
Chinook Salmon caught by volunteers	264
Average length of Chinook Salmon	27.5"
Average length of stocked Chinook	27.2"
Average length of wild Chinook	27.6"



Stocked & Wild Chinook Salmon Catch




Salmon Ambassadors found that 60% of Chinook Salmon caught in the southern Wisconsin area in 2016 were wild.

	Sheboygan			Milwaukee & Pt. Washington			Racine & Kenosha		
	Stocked Chinooks Caught	Wild Chinooks Caught	% Wild	Stocked Chinooks Caught	Wild Chinooks Caught	% Wild	Stocked Chinooks Caught	Wild Chinooks Caught	% Wild
May	0	0	NA	9	1	10%	0	0	NA
Jun	16	26	62%	9	21	70%	1	3	75%
Jul	14	22	61%	22	43	66%	0	0	NA
Aug	0	0	NA	17	33	66%	2	0	0%
Sep	1	0	0%	8	10	56%	6	0	0%
TOTAL	31	48	61%	65	108	62%	9	3	25%



Salmon Ambassadors 2016 Results Illinois & Indiana



Volunteers were asked if they agreed with the following:

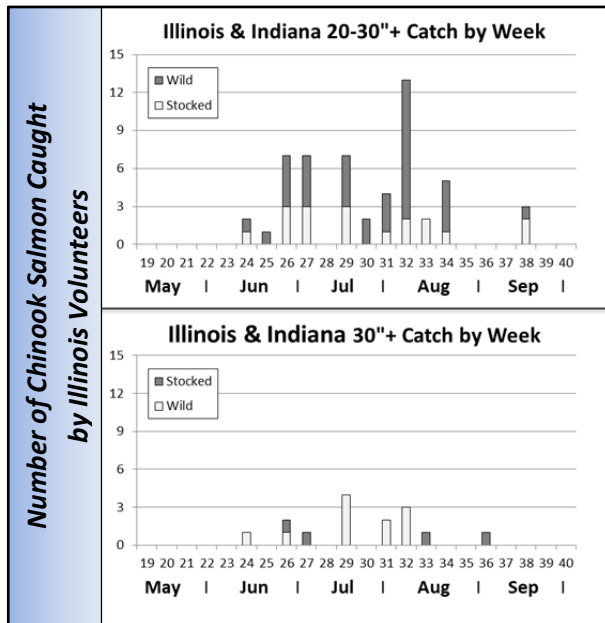
"I was pleased with my fishing experiences this season."

"Fishing for Chinook Salmon was good from May-June."

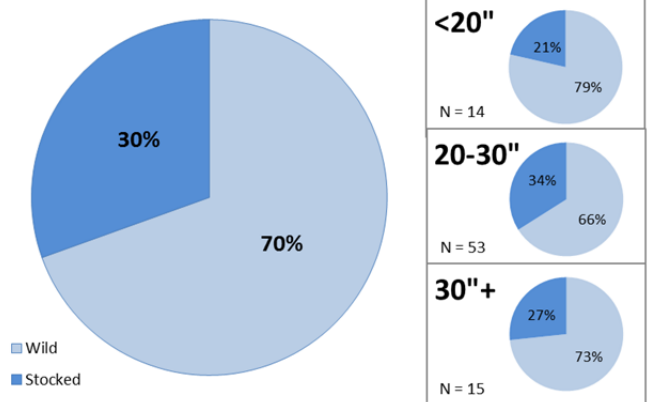
"Fishing for Chinook Salmon was good from July-September."

Answers ranged from 1 (Strongly Disagree) to 5 (Strongly Agree).

Number of volunteers reporting all catches	3
Chinook Salmon caught by volunteers	82
Average length of Chinook Salmon	25.5"
Average length of stocked Chinook	25.3"
Average length of wild Chinook	25.6"



Stocked & Wild Chinook Salmon Catch



Salmon Ambassadors found that 70% of Chinook Salmon caught from Illinois and Indiana ports in 2016 were wild.

	Montrose Harbor			Portage		
	Stocked Chinooks Caught	Wild Chinooks Caught	% Wild	Stocked Chinooks Caught	Wild Chinooks Caught	% Wild
May	0	0	NA	0	0	NA
Jun	4	2	33%	1	7	88%
Jul	9	19	68%	0	10	100%
Aug	3	8	73%	5	6	55%
Sep	3	5	63%	0	0	NA
TOTAL	19	34	64%	6	23	79%



Salmon Ambassadors 2016 Results

Northern Lake Huron (St. Ignace to Rogers City)



Volunteers were asked if they agreed with the following:

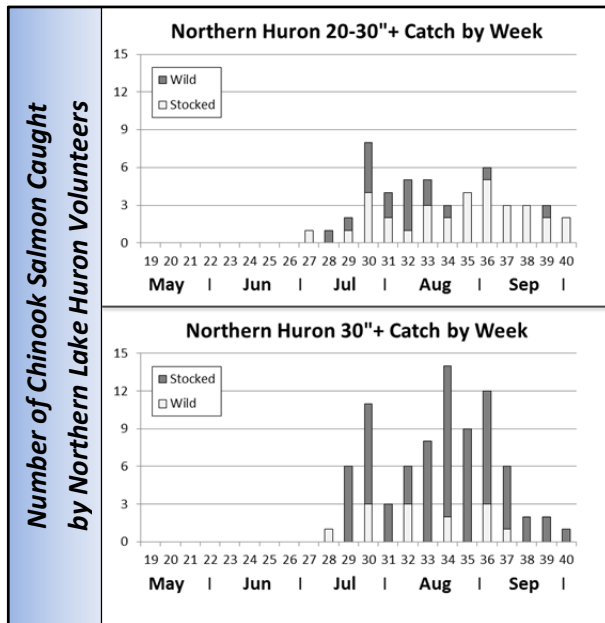
"I was pleased with my fishing experiences this season."

"Fishing for Chinook Salmon was good from May-June."

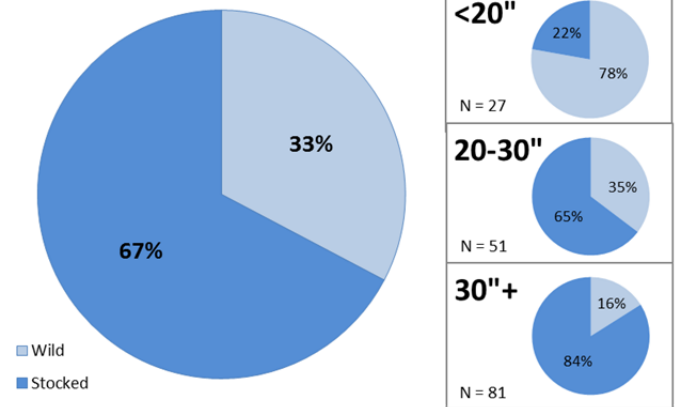
"Fishing for Chinook Salmon was good from July-September."

Answers ranged from 1 (Strongly Disagree) to 5 (Strongly Agree).

Number of volunteers reporting all catches	4
Chinook Salmon caught by volunteers	159
Average length of Chinook Salmon	27.5"
Average length of stocked Chinook	29.3"
Average length of wild Chinook	23.3"



Stocked & Wild Chinook Salmon Catch



Salmon Ambassadors found that 33% of Chinook Salmon caught in northern Lake Huron in 2016 were wild.

	Straits to Mackinac Island			Rogers City		
	Stocked Chinooks Caught	Wild Chinooks Caught	% Wild	Stocked Chinooks Caught	Wild Chinooks Caught	% Wild
May	0	0	NA	0	0	NA
Jun	0	0	NA	1	1	50%
Jul	3	1	25%	24	17	41%
Aug	16	13	45%	31	9	23%
Sep	0	0	NA	32	9	22%
Oct	0	0	NA	0	1	100%
Nov	0	0	NA	0	1	100%
TOTAL	19	14	42%	88	38	30%